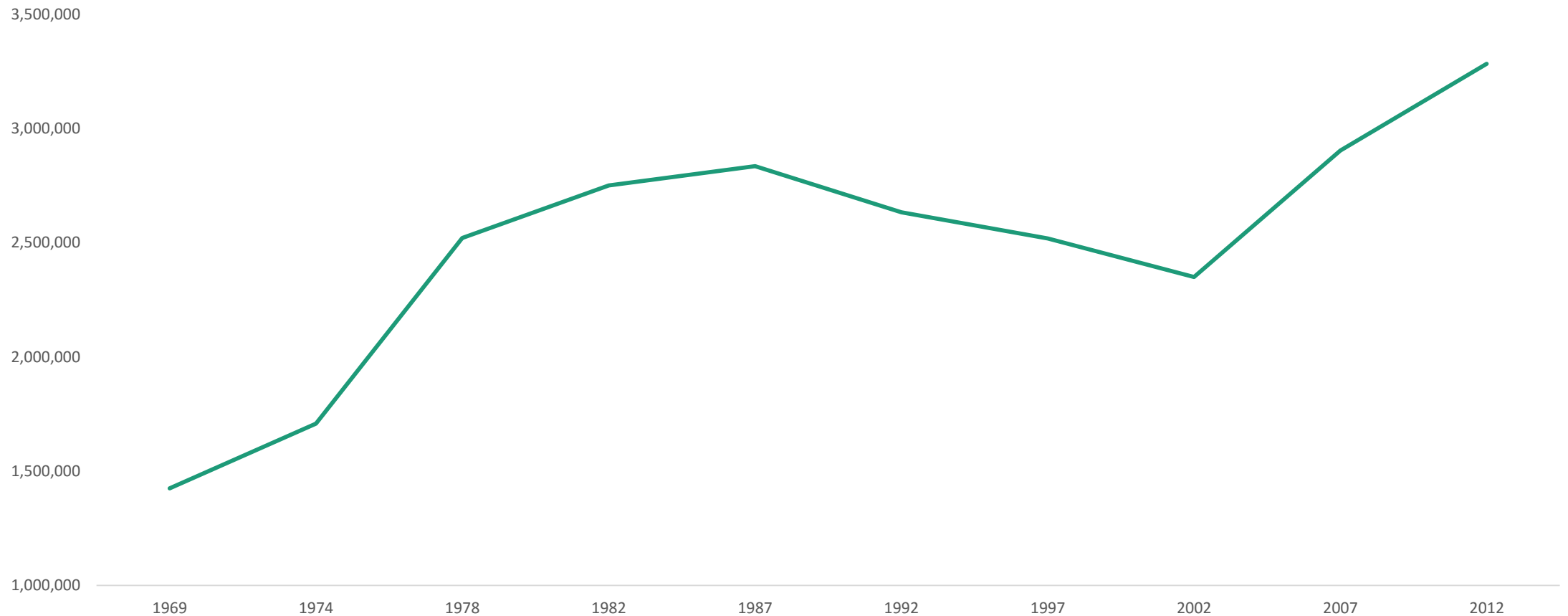


NASS Honey Bee Colony Data

Current Data on Number of Colonies

- Census of Agriculture, every 5 years

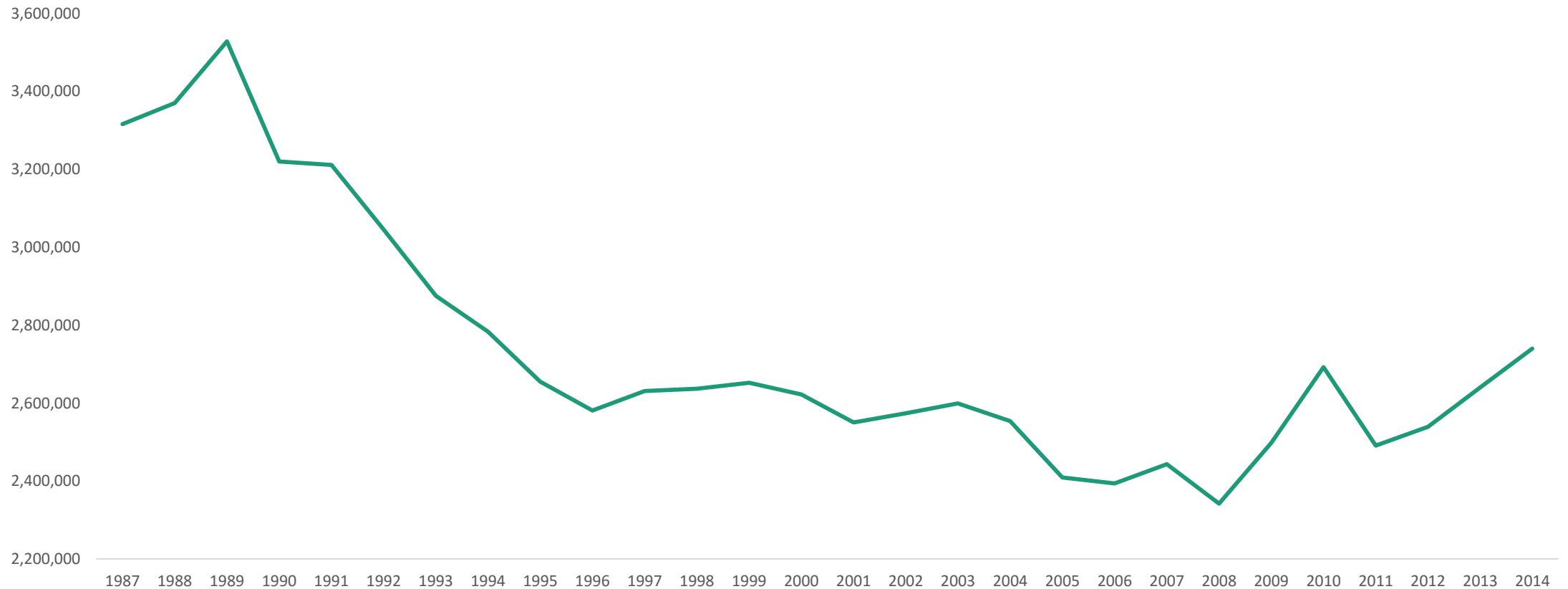
Number of Colonies, Dec 31st



Current Data on Number of Colonies

- Honey Report, annual

Maximum Number of Honey Producing Colonies



New Program, Colony Loss

- Started in April 2015
- Panel Drawn from the Bee and Honey Survey
- Data is collected quarterly (January 1, April 1, July 1, and October 1) for operations with 5 or more colonies. Operations with less than 5 colonies are collected annually.
- Collects colonies, movements, losses, and health
- Data will be released in the “Honey Bee Colonies” report on May 12th

How we collect Colony Loss data

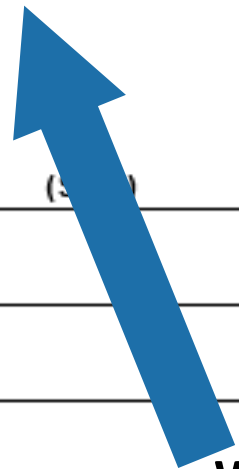
1. Please report for all colonies owned by this operation between January 1, 2015 and March 31, 2015.

O F F I C E U S E	1	2	3	4	5	6
	Between January 1 and March 31, in which states were your colonies located? (Exclude states that were only passed through to reach a destination state.) (State)	Were these colonies located in this state on January 1? (Check "No" if colonies were moved into the state after January 1) Yes No (Colonies)	How many colonies did you have in this state on January 1, or when they were first moved into this state after January 1? (Colonies)	Of the (column 3) colonies, how many were completely lost/dead out between January 1 and March 31? (Colonies)	Of the (column 3) colonies, how many were requeened and/or received nucs/packages between January 1 and March 31? (Exclude completely lost/dead out colonies reported in column 4.) (Colonies)	How many new colonies did you add in this state between January 1 and March 31? (Include splits, newly created, and replacements of lost/dead out colonies. Exclude colonies reported in column 5.) (Colonies)
2710 A		2711 1 <input type="checkbox"/> 3 <input type="checkbox"/>	2712	2713	2714	2715
2710 B		2711 1 <input type="checkbox"/> 3 <input type="checkbox"/>	2712	2713	2714	2715

How we collect Colony Loss data

1. Please report for all colonies owned by this operation between January 1, 2015 and March 31, 2015.

OFFICE USE	1	2	3	4	5	6
	Between January 1 and March 31, in which states were your colonies located? (Exclude states that were only passed through to reach a destination state.)	Were these colonies located in this state on January 1? (Check "No" if colonies were moved into the state after January 1)	How many colonies did you have in this state on January 1, or when they were first moved into this state after January 1?	Of the (column 3) colonies, how many were completely lost/dead out between January 1 and March 31?	Of the (column 3) colonies, how many were requeened and/or received nucs/packages between January 1 and March 31? (Exclude completely lost/dead out colonies reported in column 4.)	How many new colonies did you add in this state between January 1 and March 31? (Include splits, newly created, and replacements of lost/dead out colonies. Exclude colonies reported in column 5.)
	(State)	Yes No	(Colonies)	(Colonies)	(Colonies)	(Colonies)
2710	A	2711 1 <input type="checkbox"/> 3 <input type="checkbox"/>	2712	2713	2714	2715
2710	B	2711 1 <input type="checkbox"/> 3 <input type="checkbox"/>	2712	2713	2714	2715



We collect all states the beekeeper operated in during the quarter

How we collect Colony Loss data

1. Please report for all colonies owned by this operation between January 1, 2015 and March 31, 2015.

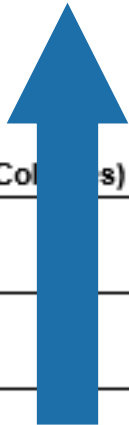
OFFICE USE	1	2	3	4	5	6
	Between January 1 and March 31, in which states were your colonies located? (Exclude states that were only passed through to reach a destination state.) (State)	Were these colonies located in this state on January 1? (Check "No" if colonies were moved into the state after January 1) Yes No 1 <input type="checkbox"/> 3 <input type="checkbox"/>	How many colonies did you have in this state on January 1, or when they were first moved into this state after January 1? (Colonies)	Of the (column 3) colonies, how many were completely lost/dead out between January 1 and March 31? (Colonies)	Of the (column 3) colonies, how many were requeened and/or received nucs/packages between January 1 and March 31? (Exclude completely lost/dead out colonies reported in column 4.) (Colonies)	How many new colonies did you add in this state between January 1 and March 31? (Include splits, newly created, and replacements of lost/dead out colonies. Exclude colonies reported in column 5.) (Colonies)
2710 A		2711 1 <input type="checkbox"/> 3 <input type="checkbox"/>	2712	2713	2714	2715
2710 B		2711 1 <input type="checkbox"/> 3 <input type="checkbox"/>	2712	2713	2714	2715

Determines where the colonies were located on the 1st of the quarter or moved in later

How we collect Colony Loss data

1. Please report for all colonies owned by this operation between January 1, 2015 and March 31, 2015.

OFFICE USE	1	2	3	4	5	6
	Between January 1 and March 31, in which states were your colonies located? (Exclude states that were only passed through to reach a destination state.) (State)	Were these colonies located in this state on January 1? (Check "No" if colonies were moved into the state after January 1) Yes No 1 <input type="checkbox"/> 3 <input type="checkbox"/>	How many colonies did you have in this state on January 1, or when they were first moved into this state after January 1? (Colonies)	Of the (column 3) colonies, how many were completely lost/dead out between January 1 and March 31? (Colonies)	Of the (column 3) colonies, how many were requeened and/or received nucs/packages between January 1 and March 31? (Exclude completely lost/dead out colonies reported in column 4.) (Colonies)	How many new colonies did you add in this state between January 1 and March 31? (Include splits, newly created, and replacements of lost/dead out colonies. Exclude colonies reported in column 5.) (Colonies)
2710 A		2711 1 <input type="checkbox"/> 3 <input type="checkbox"/>	2712	2713	2714	2715
2710 B		2711 1 <input type="checkbox"/> 3 <input type="checkbox"/>	2712	2713	2714	2715

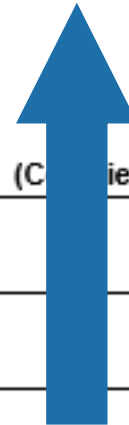


Number of colonies on the 1st or when moved into state

How we collect Colony Loss data

1. Please report for all colonies owned by this operation between January 1, 2015 and March 31, 2015.

OFFICE USE	1	2	3	4	5	6
	Between January 1 and March 31, in which states were your colonies located? (Exclude states that were only passed through to reach a destination state.) (State)	Were these colonies located in this state on January 1? (Check "No" if colonies were moved into the state after January 1) Yes No (Colonies)	How many colonies did you have in this state on January 1, or when they were first moved into this state after January 1? (Colonies)	Of the (column 3) colonies, how many were completely lost/dead out between January 1 and March 31? (Colonies)	Of the (column 3) colonies, how many were requeened and/or received nucs/packages between January 1 and March 31? (Exclude completely lost/dead out colonies reported in column 4.) (Colonies)	How many new colonies did you add in this state between January 1 and March 31? (Include splits, newly created, and replacements of lost/dead out colonies. Exclude colonies reported in column 5.) (Colonies)
2710 A		2711 1 <input type="checkbox"/> 3 <input type="checkbox"/>	2712	2713	2714	2715
2710 B		2711 1 <input type="checkbox"/> 3 <input type="checkbox"/>	2712	2713	2714	2715



Number of colonies completely lost (dead out) in that state

How we collect Colony Loss data

1. Please report for all colonies owned by this operation between January 1, 2015 and March 31, 2015.

OFFICE USE	1	2	3	4	5	6
	Between January 1 and March 31, in which states were your colonies located? (Exclude states that were only passed through to reach a destination state.) (State)	Were these colonies located in this state on January 1? (Check "No" if colonies were moved into the state after January 1) Yes No 1 <input type="checkbox"/> 3 <input type="checkbox"/>	How many colonies did you have in this state on January 1, or when they were first moved into this state after January 1? (Colonies)	Of the (column 3) colonies, how many were completely lost/dead out between January 1 and March 31? (Colonies)	Of the (column 3) colonies, how many were requeened and/or received nucs/packages between January 1 and March 31? (Exclude completely lost/dead out colonies reported in column 4.) (Colonies)	How many new colonies did you add in this state between January 1 and March 31? (Include splits, newly created, and replacements of lost/dead out colonies. Exclude colonies reported in column 5.) (Colonies)
2710 A		2711 1 <input type="checkbox"/> 3 <input type="checkbox"/>	2712	2713	2714	2715
2710 B		2711 1 <input type="checkbox"/> 3 <input type="checkbox"/>	2712	2713	2714	2715




Number of colonies “renovated” in that state

How we collect Colony Loss data

1. Please report for all colonies owned by this operation between January 1, 2015 and March 31, 2015.

O F F I C E U S E	1	2	3	4	5	6
	Between January 1 and March 31, in which states were your colonies located? (Exclude states that were only passed through to reach a destination state.) (State)	Were these colonies located in this state on January 1? (Check "No" if colonies were moved into the state after January 1) Yes No 1 <input type="checkbox"/> 3 <input type="checkbox"/>	How many colonies did you have in this state on January 1, or when they were first moved into this state after January 1? (Colonies)	Of the (column 3) colonies, how many were completely lost/dead out between January 1 and March 31? (Colonies)	Of the (column 3) colonies, how many were requeened and/or received nucs/packages between January 1 and March 31? (Exclude completely lost/dead out colonies reported in column 4.) (Colonies)	How many new colonies did you add in this state between January 1 and March 31? (Include splits, newly created, and replacements of lost/dead out colonies. Exclude colonies reported in column 5.) (Colonies)
2710 A		2711 1 <input type="checkbox"/> 3 <input type="checkbox"/>	2712	2713	2714	2715
2710 B		2711 1 <input type="checkbox"/> 3 <input type="checkbox"/>	2712	2713	2714	2715

Number of colonies added back in that state



Data produced on Colony Loss

- Number of colonies on the 1st of the quarter
- Number of colonies during the quarter
 - Colonies in the state on the 1st, plus all movements into the state
- Lost/Deadout Colonies by state
- Renovated Colonies by state

How we collect Health data

1. Of the total colonies owned between January 1, 2015 and March 31, 2015, how many colonies by state were affected by the following, but not necessarily lost? **Note:** The total of columns 2 through 7 may exceed the total number of colonies in a state.

O F F I C E U S E	1	2	3	4	5	6	7
	(State)	Varroa Mites (Colonies)	Other Pests and Parasites ¹ (Colonies)	Diseases ² (Colonies)	Pesticides (Colonies)	Other ³ (Colonies)	Unknown (Colonies)
2774 A		2775	2776	2777	2780	2781	2782
2774 B		2775	2776	2777	2780	2781	2782

Cost of Pollination

- Started this year
- Survey goes to crop producers instead of beekeepers.
- Collects the cash fees paid for using honey bees to pollinate crops.
- Collects total expenses for artificial pollination, non-apis bees, and other fees associated with increasing pollination.

Bee and Honey Survey

- Starting this year, we've begun collecting data on operations with less than 5 colonies.
- Existing data series will be unchanged, data for less than five colonies will be published separately
- Publication date for the Honey Report is March 22nd

Questions?